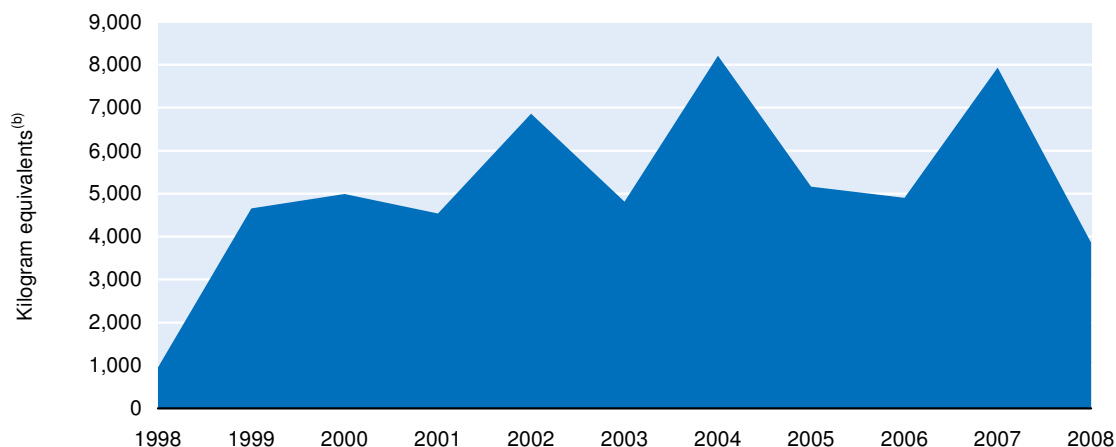


Global seizures of ecstasy-group substances^(a) : 1998 - 2008

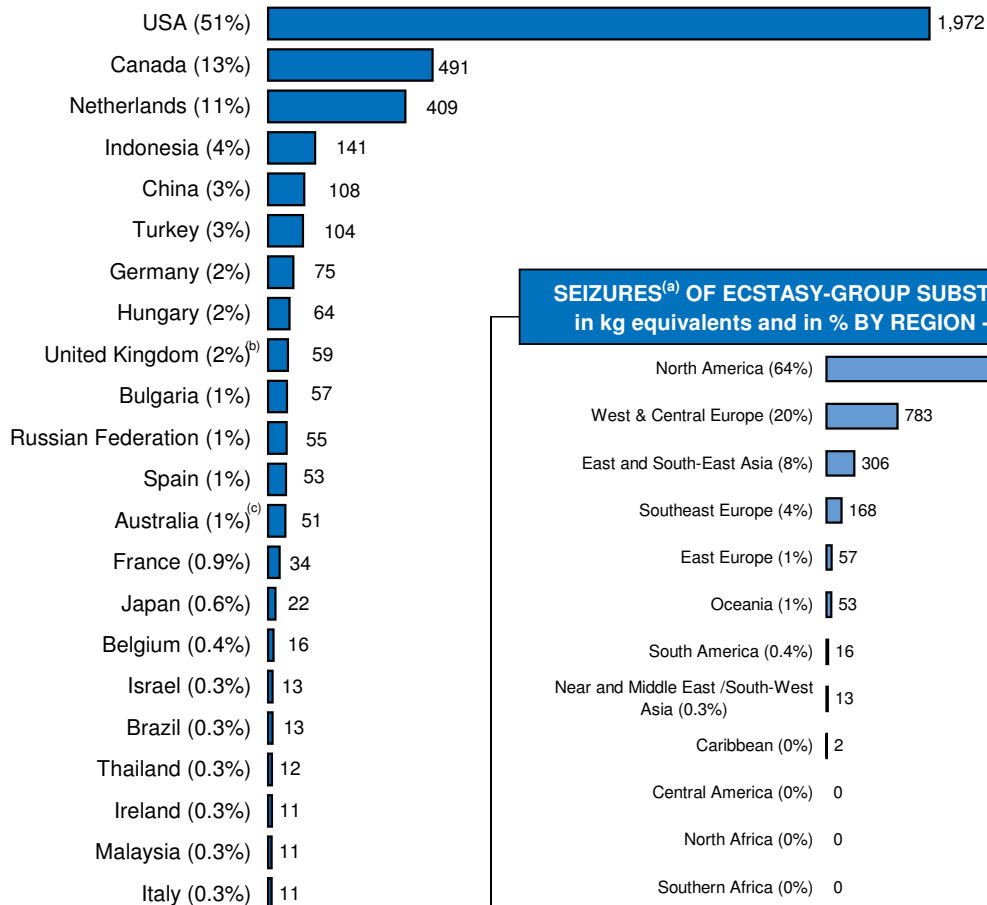


^(a) Includes substances believed to be ecstasy (e.g. MDMA, MDA, MDE) which may not have been confirmed by forensic testing. Separate reporting of 'Ecstasy' seizures only started with the new ARQ. Before, 'Ecstasy' seizures were included under the category of 'hallucinogens'. Trend data shown above refer to the broader category for 1998-1999 and for Ecstasy for 2000-2008.

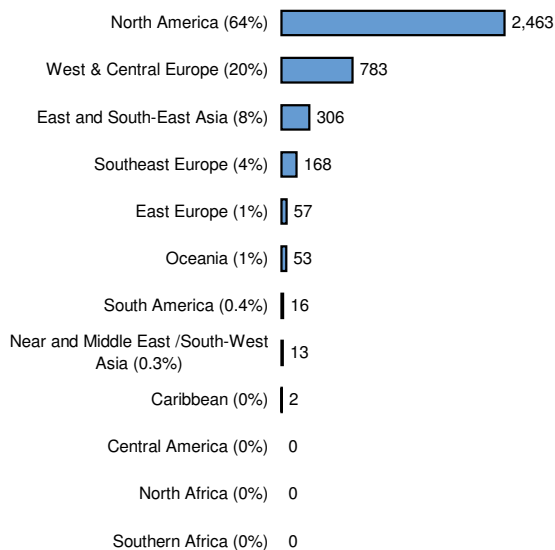
^(b) 1 unit is assumed to be equivalent to 100mg of MDMA.

Year	1998	1999	2000	2001	2002	2003	2004	2005	2006	2007	2008
Kilogram equivalents	951	4,654	4,993	4,537	6,865	4,811	8,209	5,162	4,902	7,937	3,861

SEIZURES^(a) OF ECSTASY-GROUP SUBSTANCES in kg equivalents and in % of world total HIGHEST RANKING COUNTRIES - 2008



SEIZURES^(a) OF ECSTASY-GROUP SUBSTANCES in kg equivalents and in % BY REGION - 2008

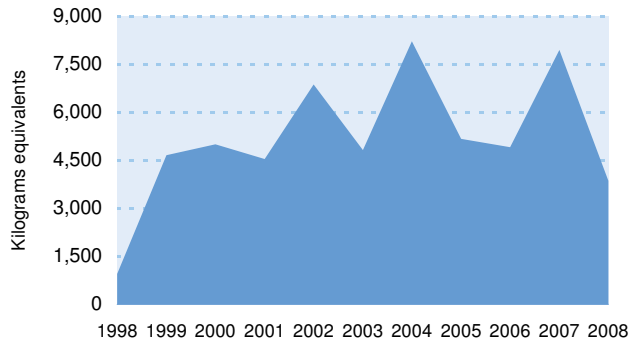


^(a) Seizures as reported (no adjustment for purity); units (tablets, capsules, etc.) and litres converted into kg equivalents (100mg/unit and 1kg/litre).

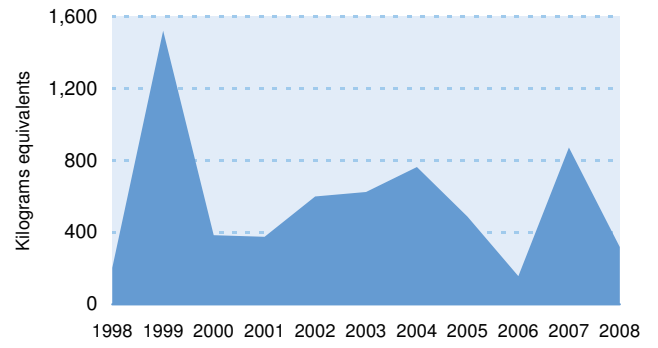
^(b) UNODC estimate based on total reported for England and Wales and Northern Ireland for 2008/09, adjusted for Scotland using 06/07 ratio.

^(c) Total seizures reported by national as well as state and territory law enforcement agencies, which may result in double counting.

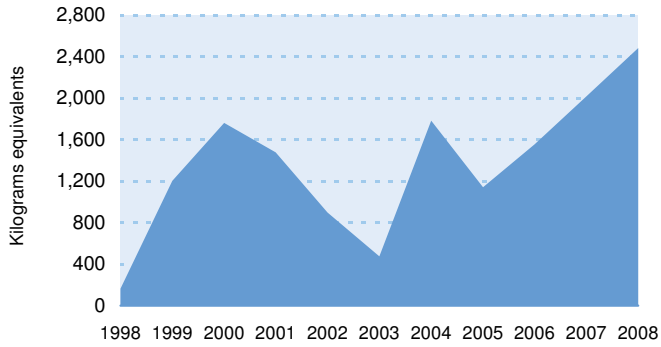
ECSTASY INTERCEPTED - WORLD: 1998 - 2008



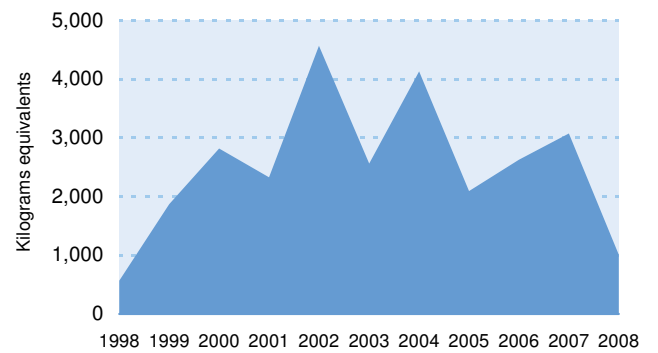
ECSTASY INTERCEPTED - ASIA: 1998 - 2008



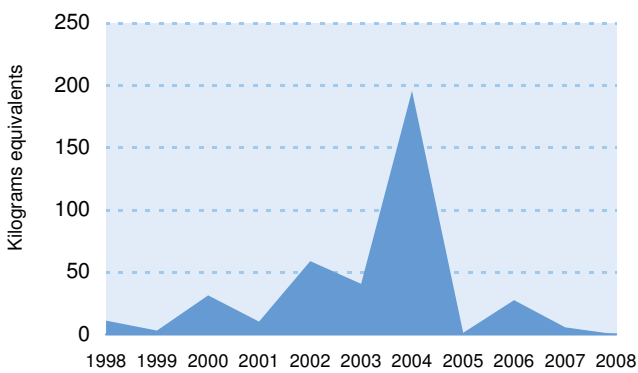
ECSTASY INTERCEPTED - AMERICAS: 1998 - 2008



ECSTASY INTERCEPTED - EUROPE: 1998 - 2008



ECSTASY INTERCEPTED - AFRICA: 1998 - 2008



ECSTASY INTERCEPTED - OCEANIA: 1998 - 2008

